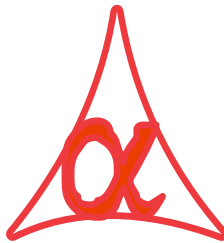




POWER OF SIMPLICITY

Print Buyer's PAN No. in Sales Invoice 1.0



Alpha Automation Pvt. Ltd.

Head Office

104-The Grand Apurva, Nr. Hotel Fortune Palace,

Nr. Digjam Circle, Airport Road - JAMNAGAR –Gujarat (India)

Phone No. : +91-288-2713956/57/58, 9023726215/16, 9099908115, 9825036442

Email : mail@aaplautomation.com

Branch Office

Rajkot : 807-Dhanrajni Complex, Nr. Hotel Imperial Palace, Dr. Yagnik Road, RAJKOT (Gujarat).

Gandhidham : 92-GMA Building, 2nd Floor, Plot No. -297, Sector-12B. GANDHIDHAM (Gujarat)

© 2012 Alpha Automation Pvt. Ltd.. All rights reserved.

Tally, Tally 9, Tally9, Tally.ERP, Tally.ERP 9, Shoper, Shoper 9, Shoper POS, Shoper HO, Shoper 9 POS, Shoper 9 HO, Tally Developer, Tally. Developer 9, Tally.NET, Tally Development Environment, Tally Extender, Tally Integrator, Tally Integrated Network, Tally Service Partner, Tally Academy & Power of Simplicity are either registered trademarks or trademarks of Tally Solutions Pvt. Ltd. in India and/or other countries. All other trademarks are properties of their respective owners.

Version: Alpha Automation Pvt. Ltd. / Print Buyer's PAN No. in Sales Invoice /1.0/ Feb-2020.

Print Buyer's PAN No. in Sales Invoice

Introduction

This Module helps user to print Buyer's PAN Number in Sales Invoice. It will also Print Consignee's PAN Number.

Benefits

This module helps user to print Buyer's PAN Number in Sales Invoice

Important!

Take back up of your company data before activating the Add-on.

Installation

1. Copy the TCP file in Tally.ERP9 Folder.
2. Gateway of Tally → F12→ Product & Features → F4 (Manage Local TDL) → Select Yes in Load TDL on Start up and give the file name of TCP File. After pressing the Enter Key will show TDL Status which should be Active.

System requirements:

No additional hardware / software infrastructure is required for executing and operation this applications module

For Tally.ERP 9 Series A versions lower than Release 3.2

Go to **Gateway of Tally > F11: Features > Accounting Features**

Set “Yes” to the option “Print Buyer’s PAN No. in Sales Invoice ?”

Company: Test Company			
Accounting Features			
General		Invoicing	
Integrate Accounts and Inventory	? Yes	Allow Invoicing	? Yes
Income/Expense Statement instead of P & L	? No	Enter Purchases in Invoice Format	? Yes
Allow Multi-Currency	? No	Use Debit/Credit Notes	? No
		Use Invoice mode for Credit Notes	? No
		Use Invoice mode for Debit Notes	? No
Outstandings Management		Budgets & Scenario Management	
Maintain Bill-wise Details	? Yes		
(for Non-Trading A/cs also)	? No	Maintain Budgets and Controls	? No
Activate Interest Calculation	? No	Use Reversing Journals & Optional Vouchers	? No
(use advanced parameters)	? No		
Cost/Profit Centres Management		Other Features	
Maintain Payroll	? No	Enable Cheque Printing	? Yes
		Set/Alter Cheque Printing Configuration	? No
Maintain Cost Centres	? No	Allow Zero valued entries	? No
Use Cost Centre for Job Costing	? No	Maintain Multiple Mailing Details for Company & Ledgers	? No
More than ONE Payroll / Cost Category	? No	Set/Alter Company Mailing Details	? No
Use Pre-defined Cost Centre Allocations during Entry	? No	Enable Company Logo	? No
Show Opening Balance for Revenue Items in Reports	? No	Print Buyer's PAN No. in Sales Invoice	? Yes
			Accept ?
F1: Accounts F2: Inventory F3: Statutory			Yes or No

For Tally.ERP 9 Series A Release 3.2 and above

Go to **Gateway of Tally > F11: Features > Add-on Features**

Set "Yes" to the option "Print Buyer's PAN No. in Sales Invoice"

Company: **Abc Company Ltd**

Add-On Features

Print Buyer's PAN No. in Sales Invoice ? **Yes**

Click on Shop button to buy Add...

F1: Accounts **F2:** Inventory **F3:** Statutory

Accept ?
Yes or **No**

Detailed User Guide:


- 1) Now enter PAN No of the Buyer in Ledger Master, while printing the sales invoice it will capture and print Buyer's PAN Number.

Tally.ERP 9

P: Print E: Export M: E-Mail O: Upload S: Shop G: Language K: Keyboard K: Control Centre H: Support Centre

1 2 3 4 5 6 7 8 9 10 11 12 13 14 15 16 17 18 19 20 21

INVOICE

 POWER INDUSTRIES Near Municipal Workshop Aji Vasahat, Bhavnagar Road, Rajkot-360003 E-Mail :jamnagar@mahindrafes.com	Invoice No. 14-15/T-013	Dated 31-Mar-2016
	Delivery Note	Mode/Terms of Payment 15 days
	Supplier's Ref.	Other Reference(s)
	Consignee Adarsh Technologies 436 Madhav Darshan Near Lal Bunglow, Jamnagar Jamnagar PAN/IT No : AEDCT5241X	
Buyer (if other than consignee) ABC India Pvt. Ltd. 336 Madhav Darshan Jamnagar Near Lal Bunglow, Jamnagar PAN/IT No : ADDPV5566R		Buyer's Order No. Dated Despatch Document No. Lr NO Despatched through Transporter Terms of Delivery

SI No.	Description of Goods	Quantity	Rate	per	Amount
1	Connecting Road Batch : 11124	1.000 Nos 1.000 Nos	2,500.00	Nos	2,500.00
Packing Forwarding VAT 4% Addl Out Put Vat @1% Transport Charges Labour Charges Rounding Off					2,500.00 100.00 25.00

Tally MAIN --> Gateway of Tally --> Display Menu --> Statements of Accounts --> Statistics --> Voucher Monthly Register -->...

(c) Tally Solutions Pvt. Ltd., 1988-20

Note : Module will also print Consignee's PAN Number.

2) Simple Invoice.


Tally.ERP 9

P: Print E: Export M: E-Mail O: Upload S: Shop G: Language K: Keyboard K: Control Centre H: Support Centre

1 2 3 4 5 6 7 8 9 10 11 12 13 14 15 16 17 18 19 20 21

Invoice No. **14-15/T-013** Dated **31-Mar-2016**
 Ref. No.

POWER INDUSTRIES
 Near Municipal Workshop
 Aji Vasahat, Bhavnagar Road,
 Rajkot-360003
 E-Mail :jamnagar@mahindrafes.com



INVOICE
 Party : **ABC India Pvt. Ltd.**
 336 Madhav Darshan
 Jamnagar
 Near Lal Bunglow,
 Jamnagar

PAN/IT No : **ADDPV5566R**

Payment Terms 15 days		Despatch Document Lr NO Through : Transporter		Delivery Note		
Sl No.	Description of Goods	Quantity	Rate	per	Amount	
1	Connecting Road Batch: 11124	1.000 Nos 1.000 Nos	2,500.00	Nos	2,500.00	
	Packing Forwarding				2,500.00	
	VAT 4%		4 %		100.00	
	Addl Out Put Vat @1%		1 %		25.00	
	Transport Charges					
	Labour Charges					
	Rounding Off					

Tally MAIN --> Gateway of Tally --> Display Menu --> Statements of Accounts --> Statistics --> Voucher Monthly Register -->... (c) Tally Solutions Pvt. Ltd., 1988-20

3] Excise Invoice

Tally.ERP 9																				
P: Print		E: Export		M: E-Mail		O: Upload		S: Shop		G: Language		K: Keyboard		K: Control Centre		H: Support Centre				
1	2	3	4	5	6	7	8	9	10	11	12	13	14	15	16	17	18	19	20	21
EXCISE INVOICE (ISSUE OF INVOICE UNDER RULE 11 OF CENTRAL EXCISE RULES 2002)																				
Metal Craft Engineering Pvt Ltd 17/B, Peenya Indu. Area,, 2nd Phase, B Cross, Bangalore CIN: CMP CIN NO / Phone : 08028378699 / E-mail : info@metalcraft.com																				
Excise Regn No.: KABCC32200XML003										Range : Hosur / 115/1 / No.13, 1 Floor, Camesh Complex, Hosur Road, Bangalore 561 110 Division : Division II / 115/1 th Floor, C Wing, Bendisya Sadan, Hosur Road, Bangalore 561 110 Commissionerate : Bangalore IV / 115/1 th Floor, C Wing, Bendisya Sadan, Hosur Road, Bangalore 561 110										
Consignee Durga Steel Industries #360 Light Industrial Area Hosur Bangalore										Invoice No. MCE/116/12-13					Dated 1-Sep-2012					
VAT TIN : 241000445566 CST No. : 246000445566 Excise Regn No.: AAACCDDRR12 Range : Whitefield Division : Bangalore IV Commissionerate : Bangalore I										Buyer's Order No. Ord1					Dated 1-Sep-2012					
PAN/IT No : AQBPP85736 Buyer (if other than consignee) Beekay Engineering Corporation Morbi Rajkot Highway , Vill.: Virpar, Tal.:Tankara Dist. Rajkot										Delivery Note					Dated					
VAT TIN : 21000445566 CST No. : 246000445566 Excise Regn No.: AAACCDDRR12 PAN/IT No : ADTTP6655R										Supplier's Ref./Order No. 1234567891011121314151617					Despatch Document No. LR1					
Despatched through Jaipur Golden Date & Time of issue of Invoice 1/09/2013 13:00:15 Date & Time of Removal of Goods 1/09/2013 13:05:25 Mode/Terms of Payment										Destination GJ-10 T-4040					Motor Vehicle No. GJ-10 T-4040					
Sl No.	Description of Goods									Tariff /HSN Classification	Quantity	Rate	per	Amount						
1	Stock-1 (AltUnit)									72221199	100 Kgs (5,000 Nos) 10 Kgs 20 Kgs 70 Kgs	300.00	Kgs	30,000.00						
	Batch : Batch 1 Batch : Batch 2 Batch : Batch 3																			
	Basic Excise Duty											12	%							
Tally MAIN --> Gateway of Tally --> Display Menu --> Statements of Accounts --> Statistics --> Voucher Monthly Register -->... (c) Tally Solutions Pvt. Ltd., 1988-20																				

4] Dealer Invoice

Tally.ERP 9

P: Print E: Export M: E-Mail O: Upload S: Shop G: Language K: Keyboard K: Control Centre H: Support Centre

1 2 3 4 5 6 7 8 9 10 11 12 13 14 15 16 17 18 19 20 21

INVOICE
(ISSUE OF INVOICE UNDER RULE 11 OF CENTRAL EXCISE RULES 2002)
First Stage Dealer

Monnet Ispat & Energy Ltd
Plot No.36, Air Force Station, Yelahanka, Bangalore
Phone : 080-22216710 / E-mail : sales@monnetispat.com

Excise Regn No.: **MIEBAA3201RXD001** Range : Yelahanka II / 060372/7th Floor, E-Wing Kendriya Station, Bangalore - 560034
Importer Exporter Code : **7854695787** Division : Division II / 0903 / 7th Floor, A-Wing Kendriya Station, Bangalore - 560034
Commissionerate : Bangalore / 106 / P.B.No.5400, Queens Road, C.R. Road, Bangalore

Consignee Jaykanth Engineering 304, Malikarjun Road, Bangalore, VAT TIN : KHJNM5680A Excise Regn No.: AFSDS0056F XD009 Range : Yeshwantpur II Division : Division II Commissionerate : Bangalore II PAN/IT No : AFSD S0056	Excise Invoice No. MIE/5/12-13 Buyer's Order No. Delivery Note Tax / Retail Invoice No. 1	Dated 1-Apr-2013 Dated Despatch Document No. Despatched through Destination Motor Vehicle No. Date & Time of issue of Invoice 10-Apr-2013 at 12:21 Date & Time of Removal of Goods 10-Apr-2013 at 12:21 Mode/Terms of Payment
Buyer (if other than consignee) Bhargavan Steels Plot No.35/E MIDC Yelahanka Bangalore VAT TIN : KHJNM5680A CST No. : adtpv4456 Excise Regn No.: AFSDS0058F XD009 Range : Yeshwantpur I Division : Division II Commissionerate : Bangalore III PAN/IT No : AHEG G8550 M		

Sl No.	Description of Goods	Tariff / HSN Classification	Quantity	Rate	per	Disc. %	Amount
1	Hot Rolled Coils100	72271000	250 MT	600.00	MT	10 %	1,35,000.00

Tally MAIN --> Gateway of Tally --> Display Menu --> Statements of Accounts --> Statistics --> Voucher Monthly Register -->...

(c) Tally Solutions Pvt. Ltd., 1988-201

FAQ

Which version/releases of Tally.ERP 9 does the add-on support?

This add-on will work only with Tally ERP 9 Series A, release 5.1 onwards.

How will I get support for this add-on?

For any functional support requirements please do write to us on mail@aaplautomation.com or call us at +91-288-2713956/57/58, +91-9023726215/16, 9099908115, 9825036442.

If I need some enhancement / changes to be incorporated for the add-on, whom should I contact?

Please to write to us on mail@aaplautomation.com with your additional requirements and we will revert to you in 24 hours.

Will new features added be available to us?

We offer one year availability of all support and new features free of cost. After one year, nominal subscription cost will be applicable to you to continue to get free support and updates.

What will happen after one year?

There is no fixed annual charge to be payable mandatory. However if any changes are required in our Add-On to make compatible with New Release of Tally.ERP9 then the modification Charges will be applied.

I am using a multi site. Can I use the same Add-on for all the sites?

No, one Add-on will work only for 1 site. You need to purchase again if you want to use the same Add-on for more sites.

I have upgraded to a new Tally.ERP 9 Release. What will happen?

Normally, the add-on will work fine without any glitches. If you face problems with the Add-on, you can contact us for support.

Product and Features Page shows errors with the Add-on, What do I do?

Check first if the error is because of the Add-on or because of clashes between 2 TDLs (An add-on is also a TDL). In case of clashes, disable one or more TDLs and check which TDL has error. If the Add-on has a problem, you can report it to us.

My Tally went into educational mode after installing the add-on. What do I do?

Go into **Gateway of Tally** → **Press F12** → **Select Product and Features** -> **Press F4 and** remove the Add-on from the list and Restart Tally.